


VERSION 04 | February 2010

# FontFont<sup>®</sup> OPENTYPE<sup>®</sup> USER GUIDE



## SECTIONS

- A | Introduction to OpenType<sup>®</sup>
- B | FontFont OpenType Categories
- C | Language Support
- D | Layout Features

## SECTION A

# INTRODUCTION TO OPENTYPE®

### WHAT IS OPENTYPE?

OpenType is the most modern font file format. The two main benefits of the OpenType format are its cross-platform compatibility – you can work with the same font file on Mac®, Windows® or other computers – and its ability to support widely expanded character sets and layout features which provide rich linguistic support and advanced typographic control.

Each OpenType FontFont is accompanied by a font-specific FF Info Guide listing all the layout features and languages supported by that particular font. The font and FF Info Guide will be delivered as a compressed zip file.

---

This document covers the basics of the OpenType format. Section C explains the language support of OpenType fonts. In Section D you will find a glossary of all OpenType layout features that may be supported by FontFonts.

If you look for information about layout features and language support of a specific OpenType FontFont please read the comprehensive font-specific FF Info Guide for that font.

---

© 2005 – 2010 FSI FontShop International. All rights reserved.

All information in this document is provided 'as is' without warranty of any kind, either expressed or implied, and is subject to change without notice.

All trademarks mentioned in this document are the trademarks or registered trademarks of their respective holders. Mac and Mac OS are trademarks of Apple Inc., registered in the U.S. and other countries.

You may reproduce and distribute this document as long as you do not remove FSI's copyright information and do not make any changes in the document.

Text typeface: FF Unit

## SECTION A

# INTRODUCTION TO OPENTYPE®

### CROSS-PLATFORM COMPATIBILITY

By using one font file only for its entire glyph, metric and bitmap data, OpenType fonts simplify font management. The same file works on Mac, Windows and other operating systems so you can move font files between platforms for the use in any documents that use type.

### LANGUAGE SUPPORT

OpenType fonts are based on the Unicode Standard, a multi-byte character encoding that covers nearly all the world's languages. With OpenType it is possible to include multiple language character sets in one font, thus simplifying multilingual text processing. Section C lists all code pages and languages that may be supported by OpenType FontFonts. For information about language support of a specific OpenType FontFont please refer to the respective font-specific FF Info Guide.

### LAYOUT FEATURES

Traditional PostScript® fonts are limited to 256 glyphs, forcing the user to install and manage two or more style-related fonts in order to access additional characters. OpenType fonts can contain more than 65 000 glyphs in one cross-platform font file, making font management and publishing workflows much easier and more flexible.

A single font file may contain many non-standard glyphs, such as old-style figures, tabular figures, small capitals, fractions, swashes, superiors, inferiors, titling letters, contextual and stylistic alternates, a full range of ligatures, symbols and ornaments. The OpenType layout features allow automatic positioning or substitution of glyphs. Section D lists and describes the layout features that may be supported by OpenType FontFonts.

### USE OF OPENTYPE FONTS

The installation of OpenType fonts is similar to other font formats. Please refer to your operating system manual. OpenType-savvy applications provide a user interface that allows applying OpenType layout features to text. Applications that don't support OpenType layout features can still access the full range of encoded characters and symbols in OpenType fonts if application and operating system support Unicode (e. g. Windows 2000, XP, Vista®, 7; Mac OS® X). When using non-Unicode-savvy operating systems or applications only the first 256 characters in the font may be accessed.



## SECTION B

# FontFont OpenType Categories

### FontFont OpenType Categories

Even though the OpenType format is cross-platform compatible, there are differences in the way how operating systems and applications handle the various characteristics of OpenType fonts. For this reason, FSI has started to offer different kinds of OpenType fonts:

PostScript-flavoured OpenType fonts with file extension .otf (OT Standard and OT Pro), *OT* fonts for short, are optimized for users who work with desktop publishing software such as InDesign® or QuarkXPress®.

TrueType-flavoured OpenType fonts with file extension .ttf (Offc Standard and Offc Pro) are optimized for most office applications, such as Microsoft® Word, Powerpoint® or OpenOffice.

Web FontFonts are based on TrueType-flavoured OpenType fonts which are 'wrapped' into a Web Open Font Format (WOFF) or Embedded OpenType® (EOT) file. Two different webfont formats are necessary because of varying browser support.

Please see next page for a detailed description of the current FontFont OpenType categories.

## SECTION B

### FONTFONT

### OPENTYPE

### CATEGORIES

STD

PRO

OPENTYPE CFF STANDARD and PRO.

These fonts allow advanced typographic control through special layout features like automatic contextual ligatures, Small Caps and alternate glyphs. The outline format is CFF (Compact Font Format), i. e. the fonts are PostScript-flavoured.

*OT Standard* fonts have at least the character sets for 58 Western languages such as English, French and Spanish, while *OT Pro* fonts support at least 36 more Latin-based languages (e. g. Czech, Turkish, Latvian). Many *OT Pro* fonts also contain Greek or Cyrillic. *OT Standard* and *Pro* fonts are style-linked by their family names.

Offc

Offc  
Pro

OPENTYPE TTF OFFC STANDARD and PRO.

These fonts don't contain any layout features and are TrueType-flavoured to comply with most Office applications. *Offc Basic Sets* consist of four style-linked Regular, Italic, Bold and Bold Italic fonts. Styles outside these Basic Sets are linked to their italic counterparts, e. g. Light to Light Italic. The default figure set is Tabular Figures (TF). Small Caps with Oldstyle Figures (OsF) are available as separate fonts.

*Offc Standard* fonts have at least the character sets for 58 Western languages such as English, French and Spanish, while *Offc Pro* fonts support at least 36 more Latin-based languages (e. g. Czech, Turkish, Latvian). Many *Offc Pro* fonts also contain Greek or Cyrillic.

Web

Web  
Pro

OPENTYPE TTF WEB STANDARD and PRO.

Web FontFonts are based on TrueType-flavoured OpenType fonts and are delivered in two different formats, *Web Open Font Format* (WOFF) and *Embedded OpenType* (EOT) because of varying web browser support. Their default figure set is Tabular Figures (TF). Small Caps with Oldstyle Figures (OsF) are available as separate fonts.

*Web Standard* fonts have at least the character sets for 58 Western languages such as English, French and Spanish, while *Web Pro* fonts support at least 36 more Latin-based languages (e. g. Czech, Turkish, Latvian). Many *Web Pro* fonts also contain Greek or Cyrillic.

## SECTION B

### FONTFONT

### OPENTYPE

### CATEGORIES



#### OPENTYPE CFF ARABIC.

These fonts allow advanced typographic control through special layout features like automatic contextual ligatures, Small Caps and alternate glyphs. The outline format is CFF (Compact Font Format), i. e. the fonts are PostScript-flavoured.

*OT Arabic* fonts have the character sets for the non-Latin script systems Arabic, Persian and Urdu and for Western languages such as English, French and Spanish. They contain all OpenType layout features necessary for Arabic typesetting.



#### OPENTYPE CFF MIN.

These fonts allow advanced typographic control through special layout features like automatic contextual ligatures, Small Caps and alternate glyphs. The outline format is CFF (Compact Font Format), i. e. the fonts are PostScript-flavoured.

*OT Min* fonts have at least the character sets for 58 Western languages such as English, French, Spanish, but some non-essential glyphs such as mathematical operators have been omitted.

**ACCESSING EXTENDED  
CHARACTERS**

Applications and operating systems that make use of the Unicode Standard for text processing can provide easy access to the wide range of encoded accented characters and special symbols in OpenType fonts, thus greatly simplifying multilingual typesetting. All OpenType FontFonts have at least the character sets of the code pages MS Windows 1252 and Mac OS Roman.

All Unicode-encoded glyphs in an OpenType font will show up in the Windows Character Map accessory, allowing direct copying and pasting of any OpenType glyph into any application that supports Unicode. On Mac OS X the Character Palette offers a similar function. OS X users may also install and select a Unicode keyboard layout that allows direct access to any Unicode character in most Unicode-supporting applications.



The font has support for the FontFont Western encoding (all OpenType FontFonts do, the icon may be omitted).



Support for FontFont CE encoding (including the former Central European, Baltic and Turkish encodings).



Support for FontFont Latin Extended encoding.



Support for FontFont Greek encoding.



Support for FontFont Greek Polytonic encoding.



Support for FontFont Cyrillic encoding.



Support for FontFont Cyrillic Extended encoding.



Support for FontFont Arabic encoding.



Support for FontFont Hebrew encoding.

## SECTION C LANGUAGE SUPPORT

### SUPPORTED CODE PAGES



#### STANDARD/MIN\*



##### WINDOWS

MS WINDOWS 1252 WESTERN

##### MAC

MAC OS ROMAN

##### ISO

ISO 8859-1 LATIN 1 WESTERN

ISO 8859-15 WEST EUROPE LATIN 9

##### IBM

IBM 037 UNITED STATES – EBCDIC (IBM 28709)

IBM 273 GERMANY – EBCDIC

IBM 277 DENMARK, NORWAY – EBCDIC

IBM 278 FINLAND, SWEDEN – EBCDIC

IBM 280 ITALY – EBCDIC

IBM 282

IBM 284 SPAIN, LATIN AMERICA – EBCDIC

IBM 285 UNITED KINGDOM – EBCDIC

IBM 297 FRANCE – EBCDIC

IBM 500 INTERNATIONAL – EBCDIC

IBM 871 ICELAND – EBCDIC

IBM 1047 OPEN SYSTEMS - EBCDIC

\* Min supports the same code pages as Standard, but some non-essential glyphs may have been replaced with placeholder glyphs (see also Min language support, next page).

### ADDITIONAL SUPPORTED CODE PAGES



##### WINDOWS

MS WINDOWS 1250 EASTERN EUROPEAN

MS WINDOWS 1254 TURKISH

MS WINDOWS 1257 BALTIC

##### MAC

MAC OS CENTRAL EUROPE

MAC OS CROATIAN

MAC OS ROMANIAN

MAC OS TURKISH

##### ISO

ISO 8859-2 C EU LATIN 2

##### ISO

ISO 8859-3 TU, MALT, GAL, ESP, LATIN 3

ISO 8859-9 W EU+TURKISH LATIN 5

ISO 8859-13 BALTIC LATIN 7

ISO 8859-16 SOUTHEAST EUROPE LATIN 10

##### IBM

IBM 921 BALTIC

IBM 922 ESTONIA

IBM 1112 BALTIC - EBCDIC



##### ISO

ISO 8859-4 BALTIC LATIN 6

ISO 8859-10 SCANDINAVIAN LATIN 6



##### WINDOWS

MS WINDOWS 1253 GREEK

##### MAC

MAC OS GREEK

##### ISO

ISO 8859-7 GREEK

##### IBM

IBM 875 GREECE EBCDIC



##### WINDOWS

MS WINDOWS 1251 CYRILLIC

##### MAC

MAC OS CYRILLIC

MAC OS UKRAINE

##### ISO

ISO 8859-5 CYRILLIC

##### IBM

IBM 1025 CYRILLIC - EBCDIC

IBM 1123

IBM 1124



## SECTION C

# LANGUAGE SUPPORT

### SUPPORTED LANGUAGES



#### STANDARD



AFRIKAANS	KARAIM (LATIN)
ALBANIAN	KAZAN TATAR (LATIN)
ARVANITIKA (LATIN)	KURDISH (LATIN)
ASTURIAN	LADIN
BARABA TATAR	LOW GERMAN
BISLAMA	LUXEMBOURGIAN
BRETON	MALAGASY
CATALAN	MALAY (LATIN)
CHAMORRO	MANX GAELIC
DANISH	NORWEGIAN
DUTCH	OCCITAN
ENGLISH	PORTUGUESE
ESTONIAN	RHAETO-ROMANCE
FAEROESE	ROMANSCH
FINNISH	SAMI, SOUTHERN
FRANCO-PROVENÇAL	SAMI, UME
FRENCH	SOMALI
FRISIAN	SOTHO, NORTHERN
FRISIAN, EAST	SOTHO, SOUTHERN
FRISIAN, NORTH	SPANISH
FRISIAN, WEST	SWEDISH
FRIULIAN	TAGALOG
GAELIC, SCOTTISH	TAHITIAN
GALICIAN	TSAKHUR (LATIN)
GERMAN	TSONGA
GREENLANDIC	TSWANA
ICELANDIC	WALLOON
INDONESIAN	XHOSA
INTERLINGUA	YAPESE
IRISH	ZULU
ITALIAN	

### SUPPORTED LANGUAGES

#### MIN



Min supports the same languages as Standard. However, some non-essential glyphs such as mathematical operators and mathematical Greek characters may have been replaced with placeholder glyphs.

## SECTION C LANGUAGE SUPPORT

### ADDITIONAL SUPPORTED LANGUAGES



#### PRO

PRO

Offc  
Pro

Web  
Pro

ARUMANIAN	MARSHALLESE
BASQUE	MOLDAVIAN (LATIN)
BOSNIAN (LATIN)	POLISH
BELARUSIAN (LATIN)	ROMANIAN
COOK ISLANDS MAORI	SAMI, INARI
CRIMEAN TATAR (LATIN)	SAMI, LULE
CROATIAN	SAMOAN
CZECH	SERBIAN (LATIN)
ESPERANTO	SLOVAK
GAGAUZ (LATIN)	SLOVENIAN
HAWAIIAN	SORBIAN, LOWER
HUNGARIAN	SORBIAN, UPPER
ISTRO-ROMANIAN	TONGAN
KASHUBIAN	TURKISH
KURMANJI	UBYKH
LATVIAN	VÅMHUSMÅL
LITHUANIAN	VEPSIAN
MALTESE	WALLISIAN
MAORI	



ARAGONESE	PORTUNHOL
AZERBAIJANI (LATIN)	ROMANI (LATIN)
CHECHEN (LATIN)	SAMI, NORTHERN
CHICHEWA	SARDINIAN
GREENLANDIC (PRE-1973)	WELSH
LADINO (LATIN)	WOLOF
LATIN	



GREEK MONOTONIC	ARVANITIKA (GREEK)
TSAKONIAN MONOTONIC	



GREEK POLYTONIC
-----------------

## SECTION C LANGUAGE SUPPORT



ABAZA	KUMYK
BALK	KURDISH (CYRILLIC)
BOSNIAN (CYRILLIC)	MACEDONIAN
BULGARIAN	MOKSHA
BELARUSIAN (CYRILLIC)	NANAI
ERZYA	NOGAY
KARACHAY-BALKAR	RUSSIAN
KARAIM (CYRILLIC)	RUSYN
KAZAN TATAR (CYRILLIC)	UKRAINIAN



ADYGHE	KHINALUG
ARCHI	KRYTS
AVAR	LAK
BOTLIKH	LEZGI
BUDUKH	MONGOLIAN (CYRILLIC)
BURYAT	RUTUL
CHECHEN (CYRILLIC)	TABASARAN
DARGIN	TAJIK
DUNGAN	TATAR
INGUSH	TATI
KABARDIAN	TSAKHUR (CYRILLIC)
KALMYK	TURKMEN
KARA-KALPAK	TUVINIAN
KAZAKH	UZBEK



ARABIC	URDU
PERSIAN	



HEBREW
--------

## SECTION D

### LAYOUT FEATURES

OpenType layout features can be used to automatically position or substitute glyphs for more typographic flexibility. Glyphs are the specific visual forms or shapes that characters can take. Characters are the code points assigned by the Unicode Standard which represent the smallest semantic unit of languages, such as letters. One character may correspond to several glyphs: the lowercase 'a', a small capital 'A' and an alternate lowercase 'ɑ' are all the same character but three different glyphs. In case of ligatures one glyph may also represent more than one character, for instance the 'ffi' ligature is one glyph but corresponds to three characters: 'f', 'f' and 'i'.

For any given character there is a default glyph and positioning behaviour. By applying OpenType layout features to one or more characters you can change the positioning or substitute glyphs. For example, the application of the Small Capital feature to a lowercase 'a' will replace it by the small cap 'A'. Below are descriptions and examples for each layout feature that may be supported by OT FontFonts. A listing of layout features for a specific OT FontFont can be found in the respective font-specific FF Info Guide.

PostScript-flavoured OpenType fonts may include some layout features which are not accessible in all applications. Users are encouraged to read application documentation to determine which OpenType features are supported in their specific workflow and update applications to the latest versions which often include additional support.

#### OPENTYPE LAYOUT FEATURE

#### EXAMPLE



AALT

##### ACCESS ALL ALTERNATES

This feature makes all variations of a selected character accessible, e. g. via the Glyph Palette.

*n* ▶ *N<sup>n</sup>n n*



CALT

##### CONTEXTUAL ALTERNATES

This feature replaces default glyphs with alternate forms which provide better joining behavior.

*first* ▶ *first*

OPENTYPE LAYOUT FEATURE

EXAMPLE



SALT

STYLISTIC ALTERNATES

This feature replaces the default forms with stylistic alternates. Many fonts contain alternate glyph designs for a purely aesthetic effect; these don't always fit into a clear category like swash or historical.

& ▶ &&&&



LIGA

STANDARD LIGATURES

The feature replaces a sequence of glyphs with a single glyph which is preferred for typographic purposes. This feature is applied by default.

fl ▶ fl



CLIG

CONTEXTUAL LIGATURES

Replaces a sequence of glyphs with a single glyph which is preferred for typographic purposes. Unlike other ligature features, the Contextual Ligatures feature specifies the context in which the ligature is recommended.

the ▶ the



DLIG

DISCRETIONARY LIGATURES

This feature replaces a sequence of glyphs with a single glyph which, in contrast to the Standard Ligatures feature, may not be desired in all text settings.

ct ▶ ct



HIST

HISTORICAL FORMS

This feature replaces the default (current) forms with the historical alternates.

s ▶ ſ

SECTION D  
LAYOUT  
FEATURES

OPENTYPE LAYOUT FEATURE

EXAMPLE



HLIG

**HISTORICAL LIGATURES**

This feature replaces the default (current) forms with the historical alternates.

*ſ* ▶ *ſ*



UNIC

**UNICASE**

This feature maps upper- and lowercase letters to a mixed set of lowercase and small capital forms, resulting in a single case alphabet.

aBove ▶ aBOVE



SMCP

**SMALL CAPITALS**

Turns lowercase characters into Small Capitals. Forms related to Small Capitals, such as Oldstyle Figures, may be included.

*abc* ▶ *ABC*



c2sc

**SMALL CAPITALS FROM CAPITALS**

This feature turns capital characters into Small Capitals. It is generally used for words which would otherwise be set in all caps, such as acronyms, but which are desired in small-cap form to avoid disrupting the flow of text.

*ABC* ▶ *ABC*



c2pc

**PETITE CAPITALS FROM CAPITALS**

Turns capital characters into Petite Capitals.

ABC ▶ ABC

OPENTYPE LAYOUT FEATURE

EXAMPLE



PCAP

PETITE CAPITALS

Some fonts contain an additional size of capital letters, shorter than the regular Small Caps and whimsically referred to as Petite Caps. This feature turns lowercase characters into Petite Capitals. Forms related to Petite Capitals, such as specially designed figures, may be included.

abc ► ABC



CASE

CASE SENSITIVE FORMS

By default, glyphs in a text face are designed to work with lowercase characters. This feature shifts various punctuation marks up to a position that works better with all-capital sequences or sets of lining figures. This feature also changes Oldstyle Figures to Lining Figures.

{I) > I « ► {I) > I «  
»I-2— ► »I-2—



CPSP

CAPITAL SPACING

The Capital Spacing feature adjusts inter-glyph spacing for all-capital text. Most typefaces contain capitals and lowercase characters, and the capitals are positioned to work with the lowercase. When capitals are used for words, they need more space between them for legibility and aesthetics.

ABC ► ABC



TITL

TITLING

This feature replaces the default glyphs with corresponding forms designed specifically for titling.

ABC ► ABC

### EXAMPLE



## SWASH

This feature replaces default character glyphs with corresponding swash glyphs.

FONT ► နှစ်



## CONTEXTUAL SWASH

This feature replaces default character glyphs with corresponding swash glyphs in a specified context.

*Font* ► *Font*



## FRACTIONS

The feature replaces figures separated by a slash with common (diagonal) fractions. The number of fractions in a font may vary. OpenType Standard FontFonts include at least fractions for ¼, ½ and ¾.

$$2^{13/16} \blacktriangleright 2^{13/16}$$


## ALTERNATIVE FRACTIONS

This feature replaces figures separated by a slash with an alternative (nut fraction) form. E. g. if you enter 3/4 in a document you will get a specified three-quarter nut fraction.

$$\frac{1}{4} \blacktriangleright \frac{1}{4}$$


## ORDINALS

This feature replaces default alphabetic glyphs with the corresponding ordinal forms for use after figures.

1st ► 1<sup>st</sup>



## SECTION D LAYOUT FEATURES



NUMR

### OPENTYPE LAYOUT FEATURE

### EXAMPLE

#### NUMERATORS

This feature replaces selected figures which precede a slash with numerator figures, and replaces the typographic slash with the fraction slash.

4/ ▶ 4/



DNOM

#### DENOMINATORS

Replaces selected figures which follow a slash with denominator figures in order to build additional fractions.

/9 ▶ /9



SINF

#### SCIENTIFIC INFERIORS

This feature replaces Lining or Oldstyle Figures with inferior figures (smaller glyphs which sit lower than the standard baseline, primarily for chemical or mathematical notation). May also replace lowercase characters with alphabetic inferiors.

CO<sub>2</sub> ▶ CO<sub>2</sub>



SUPS

#### SUPERSCRIPT

Lining or oldstyle figures are replaced with superior figures (primarily for footnote indication), and lowercase letters are replaced with superior letters (primarily for abbreviated French titles).

m<sub>3</sub> ▶ m<sup>3</sup>



SUBS

#### SUBSCRIPT

This feature will replace a default glyph with a subscript glyph.

N<sub>2</sub> ▶ N<sub>2</sub>

OPENTYPE LAYOUT FEATURE

EXAMPLE

13

ONUM

OLDSTYLE FIGURES

Changes selected figures from the lining style to the oldstyle form.

167 ▶ 167

13

LNUM

LINING FIGURES

This feature changes selected figures from oldstyle to the lining form.

289 ▶ 289

13

PNUM

PROPORTIONAL FIGURES

This feature replaces figure glyphs set on uniform (tabular) widths with corresponding glyphs set on glyph-specific (proportional) widths.

3|2|8 ▶ 328  
1|5|2 ▶ 152

13

TNUM

TABULAR FIGURES

This feature replaces figure glyphs set on proportional widths with corresponding glyphs set on uniform (tabular) widths.

328 ▶ 3|2|8  
152 ▶ 1|5|2

00

ZERO

SLASHED ZERO

Some fonts contain both a default form of zero and an alternative form which uses a diagonal slash through the counter. Especially in condensed designs, it can be difficult to distinguish between 0 and O (zero and capital O) in any situation where capitals and lining figures may be arbitrarily mixed. This feature allows the user to change from the default O to a slashed form.

on 08 ▶ on 08

## SECTION D LAYOUT FEATURES

### OPENTYPE LAYOUT FEATURE

### EXAMPLE



MGRK

#### MATHEMATICAL GREEK

This feature replaces standard typographic forms of Greek glyphs with corresponding forms commonly used in mathematical notation.

$\pi \Sigma$  ►  $\Pi \Sigma$



NALT

#### ALTERNATE ANNOTATION FORMS

Replaces default glyphs with various notational forms (e.g. glyphs placed in open or solid circles, squares, parentheses, diamonds or rounded boxes).

123! ► ①②③!



ORNM

#### ORNAMENTS

This is a dual-function feature which uses two input methods to give the user access to ornament glyphs (e. g. fleurons, dingbats and border elements) in the font. One method replaces the bullet character with a selection from the full set of available ornaments; the other replaces specific lower ASCII characters with ornaments assigned to them.

*abc* ► ◉ ✉ ☎





















LOCL

#### LOCALIZED FORMS

This feature replaces certain glyphs with a different preferred form depending on the language of the text.

A\$ ► A\$




OPENTYPE LAYOUT FEATURE	EXAMPLE
<div data-bbox="302 712 381 792"></div> <div data-bbox="321 801 362 824">SIZE</div> <div data-bbox="446 705 596 732"><b>OPTICAL SIZE</b></div> <div data-bbox="446 761 998 846"><p>If a font family comes in various design sizes, this feature allows an application to automatically choose the design best suited for a specific text size instead of simple linear scaling.</p></div>	<div data-bbox="1057 745 1463 804"></div>
<div data-bbox="302 965 381 1046"></div> <div data-bbox="302 1061 381 1142"></div> <div data-bbox="316 1151 367 1205">SS01 SS20</div> <div data-bbox="446 958 617 985"><b>STYLISTIC SETS</b></div> <div data-bbox="446 1014 964 1128"><p>This feature replaces the default forms with stylistic alternatives organised in one or more corresponding sets. A font can contain up to 20 stylistic sets, each of which can be switched on separately.</p></div>	<div data-bbox="1057 1003 1495 1055"></div> <div data-bbox="1057 1064 1495 1115"></div> <div data-bbox="1057 1124 1495 1176"></div>
<div data-bbox="302 1279 381 1359"></div> <div data-bbox="316 1368 367 1391">ISOL</div> <div data-bbox="446 1272 633 1299"><b>ISOLATED FORMS</b></div> <div data-bbox="446 1328 1023 1384"><p>Replaces a glyph with its isolated form. Like the other positional forms features it is mainly used in the Arabic writing system.</p></div>	<div data-bbox="1341 1328 1503 1384"></div>
<div data-bbox="302 1509 381 1590"></div> <div data-bbox="321 1599 362 1621">INIT</div> <div data-bbox="446 1503 612 1529"><b>INITIAL FORMS</b></div> <div data-bbox="446 1559 995 1615"><p>This feature replaces a glyph with a different form used at the beginning of words.</p></div>	<div data-bbox="1365 1559 1503 1615"></div>
<div data-bbox="302 1740 381 1821"></div> <div data-bbox="316 1830 367 1852">MEDI</div> <div data-bbox="446 1733 610 1760"><b>MEDIAL FORMS</b></div> <div data-bbox="446 1789 995 1845"><p>This feature replaces a glyph with a different form used in the middle of words.</p></div>	<div data-bbox="1365 1789 1503 1845"></div>

OPENTYPE LAYOUT FEATURE	EXAMPLE
 FINA	<p data-bbox="446 712 591 734"><b>FINAL FORMS</b></p> <p data-bbox="446 763 997 815">This feature replaces a glyph with a different form used at the ending of words.</p> <p data-bbox="1341 763 1507 815"> ◀ </p>
 RLIG	<p data-bbox="446 936 683 958"><b>REQUIRED LIGATURES</b></p> <p data-bbox="446 987 971 1070">This feature replaces a sequence of glyphs with a single glyph which is not only preferred for typographic purposes like in the Standard Ligatures feature, but is required.</p> <p data-bbox="1365 972 1507 1023"> ◀ </p>
 CCMP	<p data-bbox="446 1189 867 1211"><b>GLYPH COMPOSITION/DECOMPOSITION</b></p> <p data-bbox="446 1240 959 1294">This feature contains information on how to compose and decompose accented glyphs.</p> <p data-bbox="1247 1218 1507 1294"> ◀  + </p>
 MARK	<p data-bbox="446 1413 758 1435"><b>MARK TO BASE POSITIONING</b></p> <p data-bbox="446 1464 971 1518">This feature contains information on where to position diacritical marks in relation to their base glyphs.</p> <p data-bbox="1295 1442 1507 1518"> ◀  + </p>
 MKMK	<p data-bbox="446 1637 764 1659"><b>MARK TO MARK POSITIONING</b></p> <p data-bbox="446 1688 976 1771">This feature contains information on where to position diacritical marks in relation to other diacritical marks, e. g. for stacked diacritics.</p> <p data-bbox="1230 1644 1507 1727"> ◀  + </p>

## SECTION D LAYOUT FEATURES

### COMBINING LAYOUT FEATURES

Layout features may be combined, allowing access to additional glyph forms not found in any single feature.

May 6, 2007  ► May 6, 2007   ► MAY 6, 2007  
May 6, 2007  ► MAY 6, 2007

Swashes  ► Swashes   ► Swashes

Catfish  ► Catfish  
Catfish  ► Catfish   ► Catfish

54 m<sup>2</sup>  ► 54 m<sup>2</sup>   ► 54 m<sup>2</sup>    ► 54 M<sup>2</sup>